


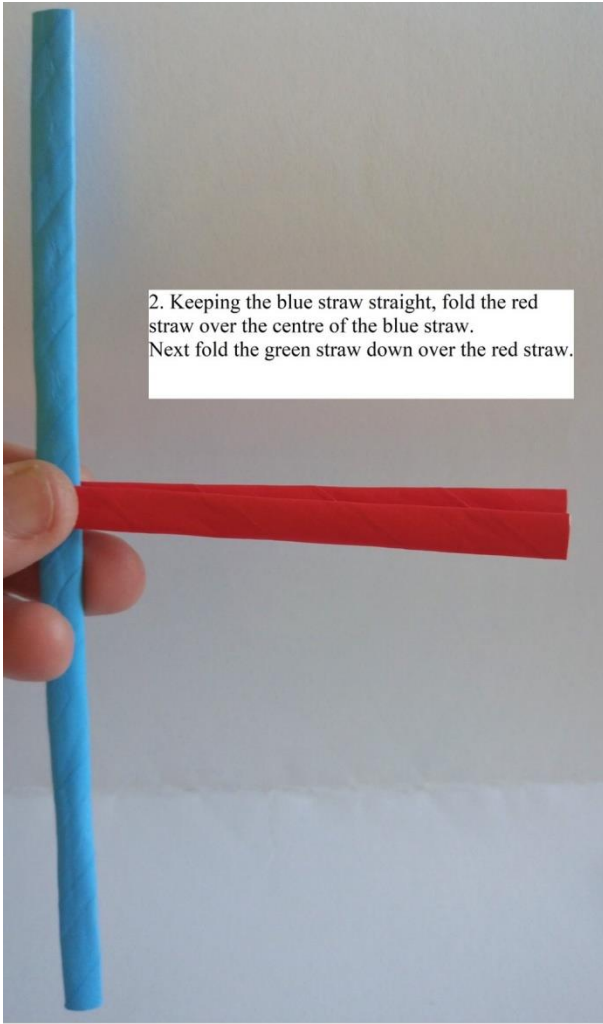



How to Make a St. Brigid's Cross


Here are the instructions on how to make a St. Brigid's Cross. There are three different options for you to choose from when making your St. Brigid's cross. The option you will choose will be dependent on the materials which you have at home.







3. Fold a pink straw across the green and blue straws.
Next fold a green straw up across the pink straw.







4. Next fold a blue straw across the green and blue straws. Then fold a pink straw down over the blue and red straws.





5. Next fold a red straw across the pink, green and blue straws. Then fold a pink straw up across the red and pink straws. Fold a red straw across the pink, green and blue straws.







6. Fold a green straw down over the red, green and red straws.
Then fold a blue straw across the green, pink, green and blue straws.





7. Next cut the ends of the straws to the same length and tie together using elastic bands or ribbon.






10. Once you have cut out all the coloured strips fold them in the centre as this will keep them all even when it comes to making the cross.
The steps are the same as for the first cross, the only difference is put a small amount of glue on each strip before folding it down. The glue holds all the card in place while you are building the cross.



11. Once you are happy with your cross cut the ends to equal lengths and tie with elastic or ribbon.


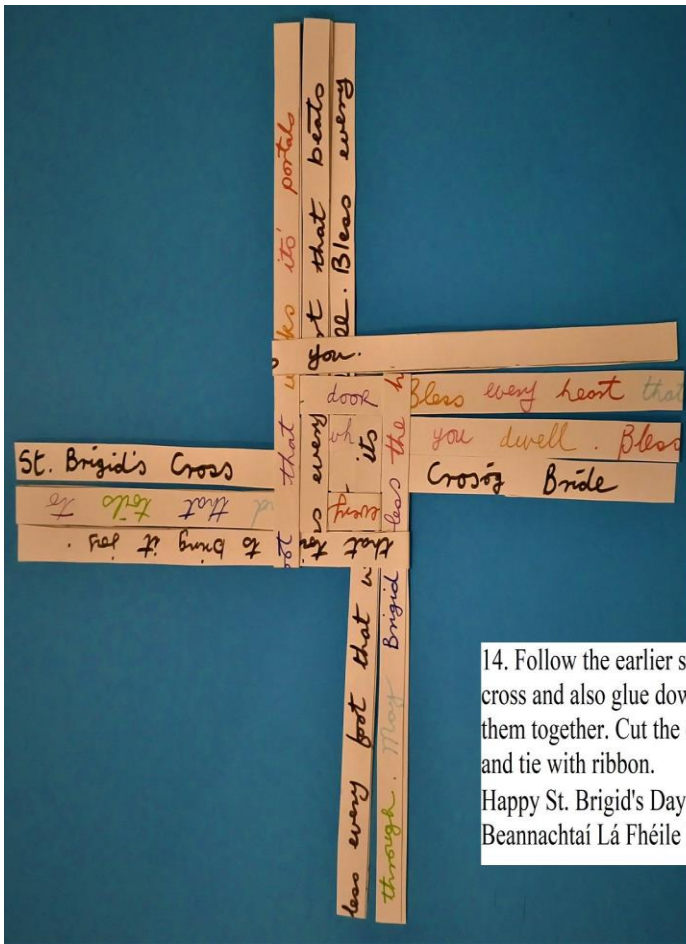


12. To make this cross you will need white card, a pencil, ruler, markers and ribbon.

13. To make the strips for the cross mark out 12 strips at 1cm each. Cut out and then using markers you can write a poem or a blessing to St. Brigid like the one below.

May Brigid bless the house wherein you dwell. Bless every
fireside, every wall and door. Bless every heart that beats
beneath its roof. Bless every hand that toils to bring it joy.
Bless every foot that walks its portals through. May Brigid
bless the house that shelters you.

May Brigid bless the house wherein you dwell. Bless
every fireside, every wall and door. Bless every heart that
beats beneath its roof. Bless every hand that toils to
bring it joy. Bless every foot that walks its portals
through. May Brigid bless the house that shelters you. ☺



14. Follow the earlier steps for making the cross and also glue down each strip to hold them together. Cut the ends to equal lengths and tie with ribbon.
Happy St. Brigid's Day
Beannachtaí Lá Fhéile Bríde